

# Human Development Index

To describe what the HDI is and how it is used to measure social development

## Retrieval:

- 1: What is meant by the term life expectancy?
- 2: What do people tend to die from in LICs?
- 3: What do people tend to die from in HICs?
- 4: What direction do constructive boundaries move in?
- 5: How are tsunamis formed?

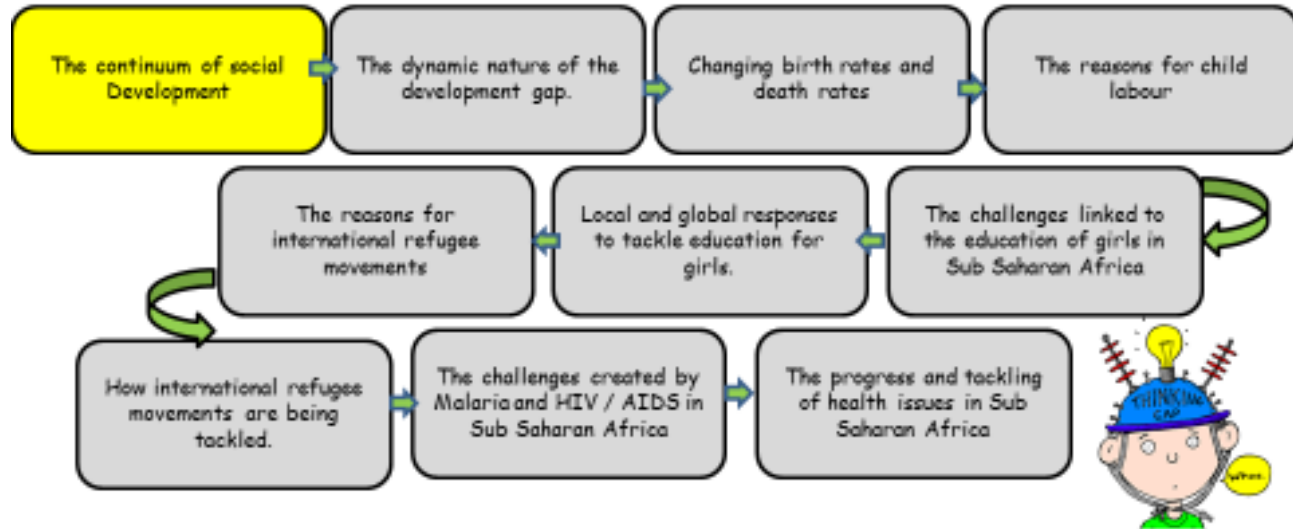


Human Development Index

SOAR words:

- Convection
- Subduction
- Lithosphere
- Continental
- Stratovolcano
- Tsunami
- Human Development Index

Year 10: Theme 7: Social Development



**'With the Lord's help'**

Faith, Excellence, Determination

# Add a definition for each of these social indicators

Life Expectancy



People Per Doctor



Infant Mortality



Calorie Intake

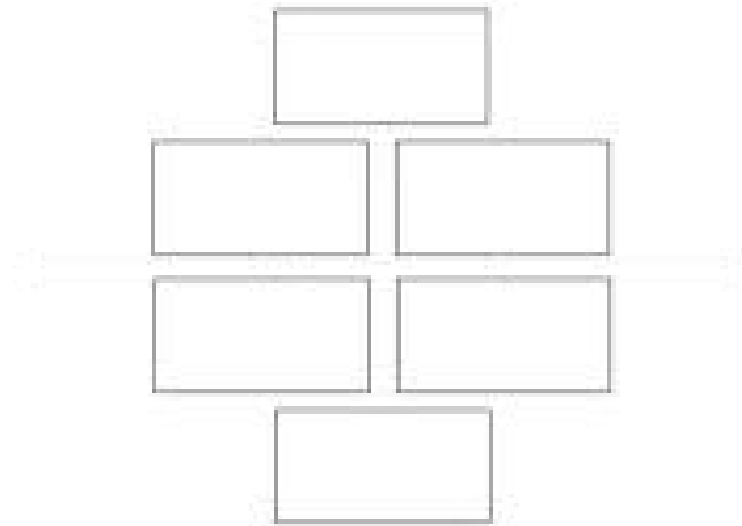


Gross Domestic Product



Adult Literacy

**TASK:** Complete the diamond ranking exercise to show which indicator you think is most effective to the least effective.



Explain your top and bottom choice

# Human Development Index

To describe what the HDI is and how it is used to measure social development

## Retrieval:

- 1: What is meant by adult literacy?
- 2: What is meant by people per doctor?
- 3: What is life expectancy like in HICs?
- 4: What is Gross domestic product?
- 5: What is meant by the term infant mortality?

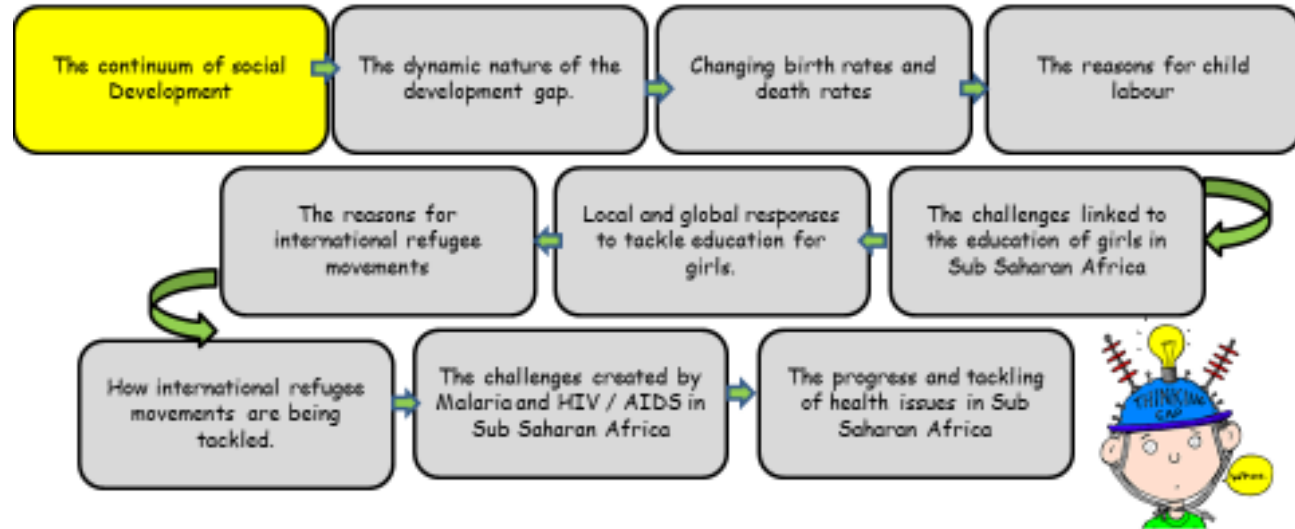


Human Development Index

SOAR words:

- Convection
- Subduction
- Lithosphere
- Continental
- Stratovolcano
- Tsunami
- Human Development Index

Year 10: Theme 7: Social Development



**'With the Lord's help'**

Faith, Excellence, Determination

# Vocab

- GNI = Gross National Income. How much money a country makes per year divided by the population
- HDI = Human Development Index. A way of measuring a countries development

- As **GNI** increases social indicators tend to improve.
- **HDI (human development index)** is used as a way of showing a country's level of development.
- HDI is calculated looking at:
  - Education (average length of schooling years)
  - Education (literacy % in the adult population)
  - GNI
  - Life expectancy



## The HDI

- It shows countries that have not used their wealth to benefit the population
- E.g. Nigeria has a relatively high GNI but a low HDI (oil)
  - Increased wealth seems to have made little difference to the majority of the population

## Best

1. Norway — .957
2. Ireland — .955 (tie)
3. Switzerland — .955 (tie)
4. Hong Kong (China) — .949 (tie)
5. Iceland — .949 (tie)
6. Germany — .947
7. Sweden — .945
8. Australia — .944 (tie)
9. Netherlands — .944 (tie)
10. Denmark — .940

## Worst

1. Niger - .394
2. Central African Republic - .397
3. Chad - .398
4. Burundi - .433 (tie)
5. South Sudan - .433 (tie)
6. Mali - .434
7. Burkina Faso - .452 (tie)
8. Sierra Leone - .452 (tie)
9. Mozambique - .456
10. Eritrea - .459

# How can a country improve its HDI?

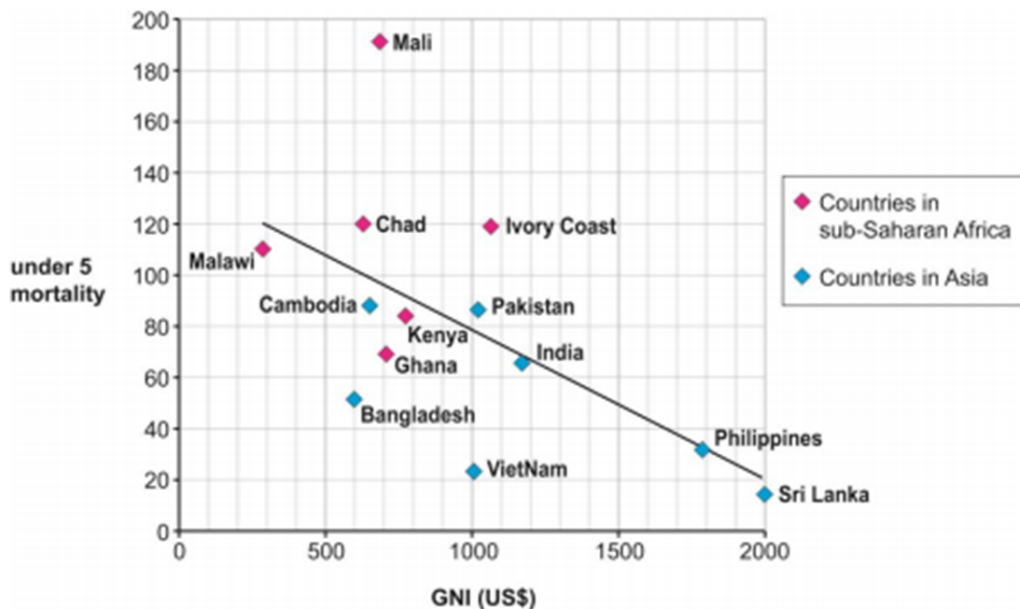
- Investing in education – buildings, teachers
- Investing in healthcare – medication, doctors and nurses

Answer **one** question in this section.  
Choose either question 3 (Theme 7) OR question 4 (Theme 8)

**THEME 7: Social development**

3. (a) Study the scatter graph below. Gross National Income (GNI) is a measure of the wealth of a country.

**Graph 3.1**



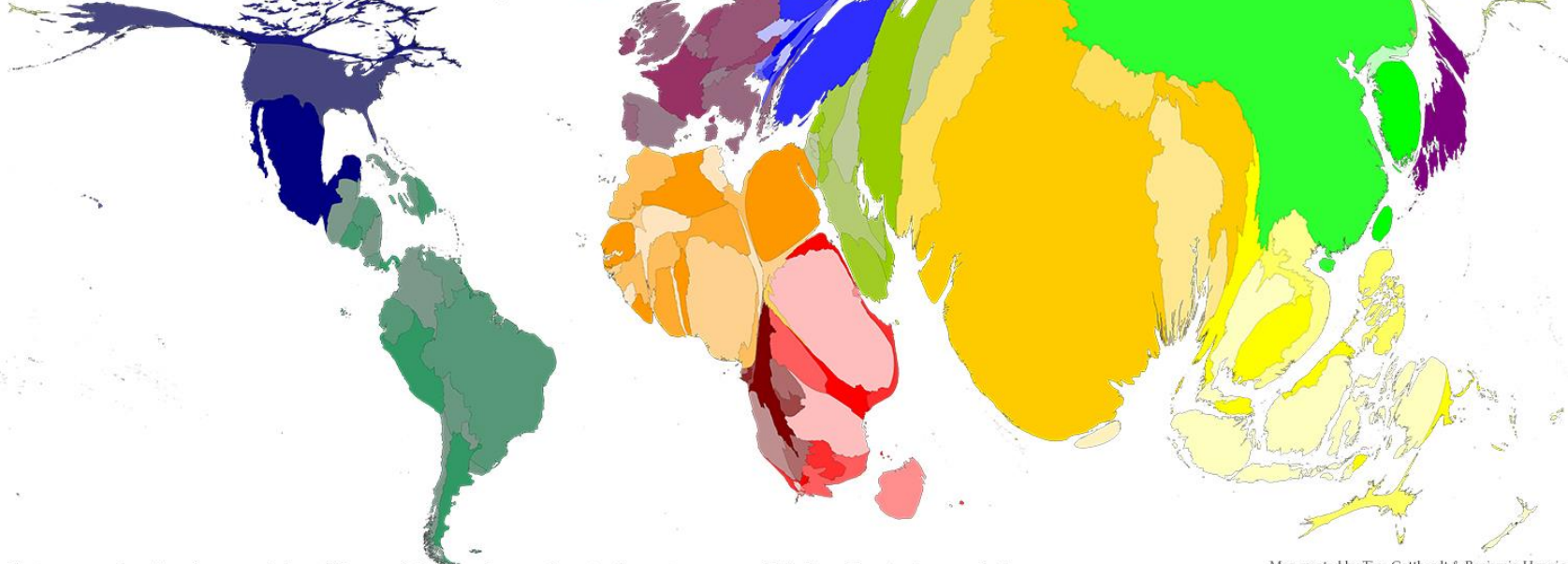
- (i) Use Graph 3.1 to complete the table below.

[2]

Country	GNI (US\$) per person	Under 5 mortality
	1020	85
Bangladesh		52

- Since 1980 life expectancy has increased in nearly every country in the world.
- Some of the most progress has been made in LICs.
- Deaths in countries with low life expectancy tend to be caused by infectious diseases (HIV / AIDS, malaria) and conditions caused by dirty water (Cholera). These deaths are reducing as schemes are introduced (vaccinations etc.)
- Deaths in wealthier countries are most commonly caused by diet and lifestyle. (Heart disease and cancer - 80% deaths)

# Increase in Global Life Expectancy 1980-2013



Cartogram showing the countries of the world resized according to the extra years of life lived by their population through increases in life expectancy between 1980 and 2013.

Map created by Tina Gotthardt & Benjamin Hennig  
Data Source: UN Human Development Report 2014  
[www.viewsoftheworld.net](http://www.viewsoftheworld.net)

# Homework 1